

Signify Classified - Internal  
Cooper Lighting Solutions Photometric Lab  
1121 Highway 74 South  
Peachtree City, GA 30269



Scaled data based on original data using  
LM-79-08 Approved Method: Electrical and Photometric Measurements of Solid-  
State Lighting Products

Test Report Prepared for  
Cooper Lighting Solutions  
(formerly Eaton)

Brand: INVUE

Report Number: P868660

Luminaire Tested: **EMM2-HTN-SA3A-722-U-T5R**

Issue Date: 08/22/2024

**Test Information**

Test Method: LM-79-08  
Report Number: P868660  
Test Lab: INNOVATION CENTER(G3)  
Issue Date: 08/22/2024  
Manufacturer: COOPER LIGHTING SOLUTIONS (FORMERLY EATON)  
Product Line: INVUE  
Catalog Number: EMM2-HTN-SA3A-722-U-T5R  
Description: EPIC MODERN TALL HOUSING DISCRETE LED ARRAYS 130W 70CRI 2200K  
FIXTURE w/ TYPE V ROUND DISTRIBUTION OPTIC  
Light Source: (30) 2200K CCT, 70 CRI LEDS  
Ballast/Driver: ELECTRONIC DRIVER

**Summary**

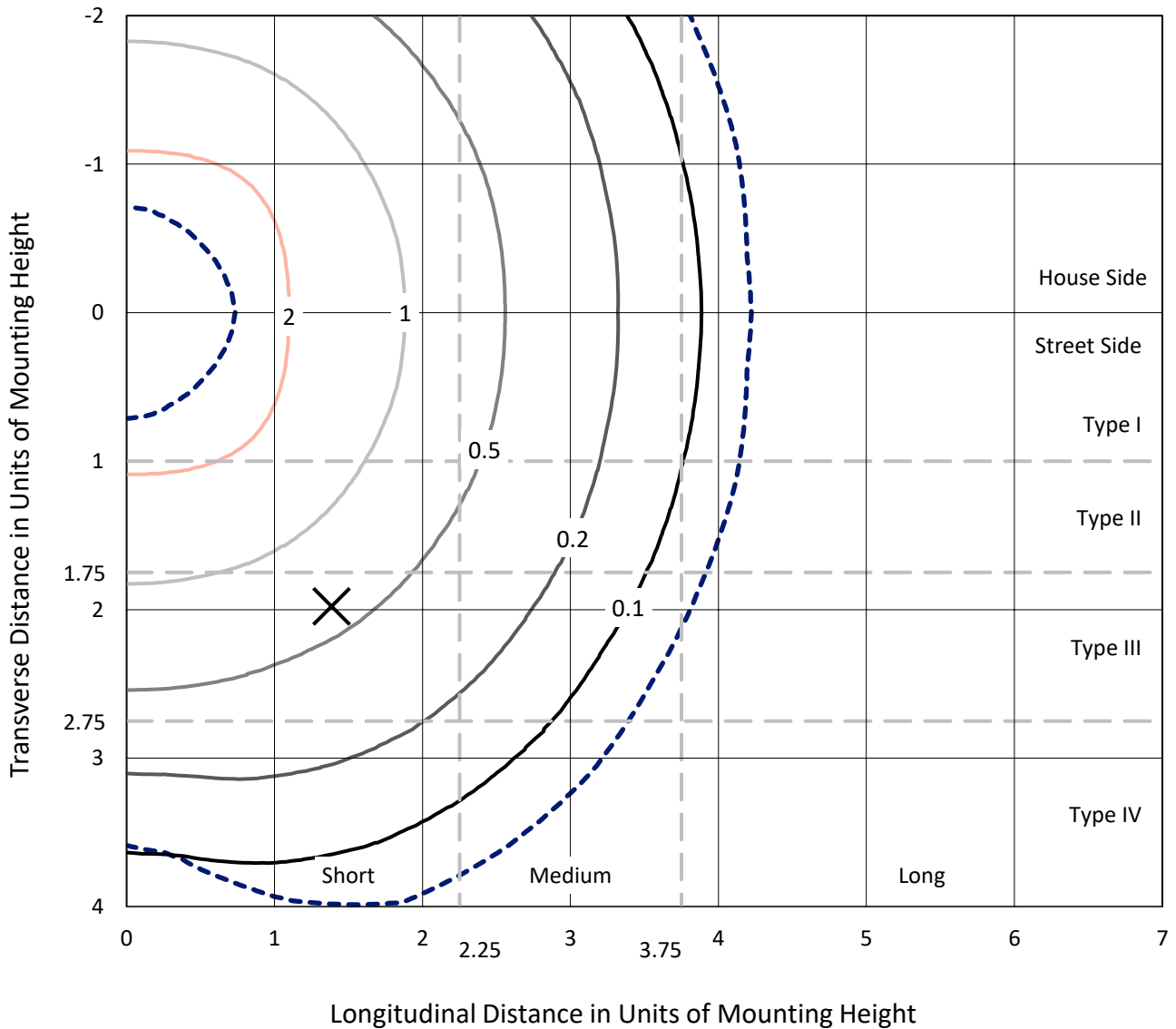
Lumens per Lamp: N/A  
Luminaire Lumens: 14875.2 lumens  
Efficiency: N/A  
Efficacy: 131.6 lumens/watt  
Luminous Opening: Rectangular (W 1' x L: 0.33' x H: 0')  
IES Classification: Type V - Short  
BUG Rating: B4 - U0 - G2

Input Watts (W): 113  
Input Voltage (V): 120  
Input Current (A<sub>in</sub>): NR  
Voltage Rise (V): NR  
Power Factor: 0.99  
Total Harmonic Distortion (THDi): 7.77%  
Frequency (hertz): 60  
Stabilization Time: NR  
Operation Time: NR  
Ambient Temperature (°C): NR  
Test Distance: 24 FT

REPORT NUMBER: P868660  
 CATALOG NUMBER: EMM2-HTN-SA3A-722-U-T5R

### Iso-Footcandle Lines of Horizontal Illumination

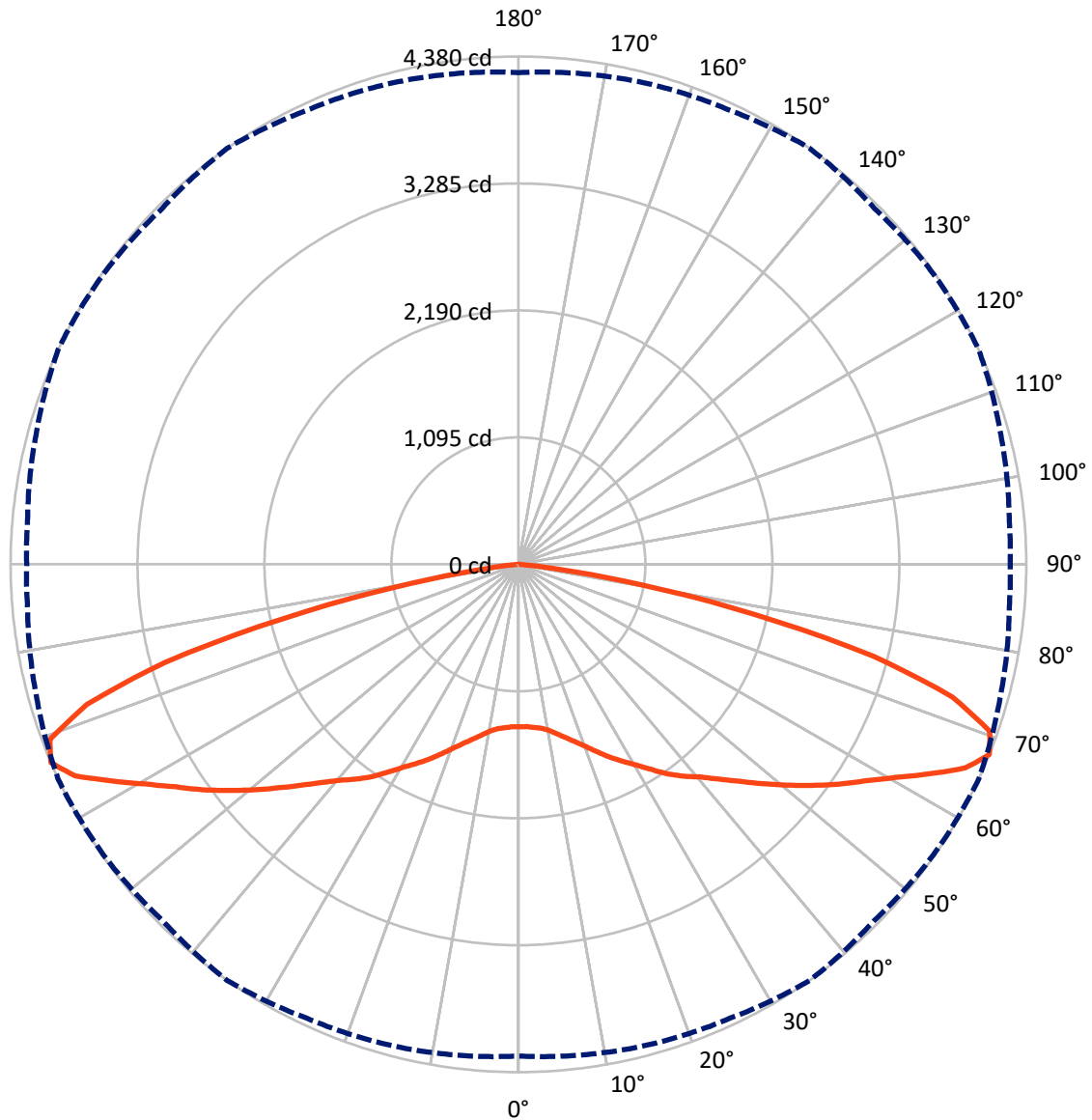
✕ Max cd  
 - - - 1/2 Max cd



Based on 20 foot mounting height. Maximum calculated value = 3.5 fc  
 Type V - Short - N/A

REPORT NUMBER: P868660  
CATALOG NUMBER: EMM2-HTN-SA3A-722-U-T5R

### Luminous Intensity Polar Plot



— Vertical Plane Through 35-Deg Lateral    - - - Horizontal Cone Through 67.5-Deg Vertical

REPORT NUMBER: P868660  
 CATALOG NUMBER: EMM2-HTN-SA3A-722-U-T5R

**FLUX DISTRIBUTION:**

		Downward	Upward	Total
<b>House Side</b>	Lumens	7437.6	0.0	7437.6
	% Fixture	50.0	0.0	50.0
<b>Street Side</b>	Lumens	7437.6	0.0	7437.6
	% Fixture	50.0	0.0	50.0
<b>Total</b>	Lumens	14875.2	0.0	14875.2
	% Fixture	100.0	0.0	100.0

**Coefficient of Utilization**

**ZONAL LUMENS:**

Zone	Lumens	% Fixture
0°-10°	136.2	0.9
10°-20°	446.6	3.0
20°-30°	853.5	5.7
30°-40°	1379.3	9.3
40°-50°	2018.8	13.6
50°-60°	2894.9	19.5
60°-70°	4057.5	27.3
70°-80°	2863.0	19.2
80°-90°	225.4	1.5
90°-100°	0.0	0.0
100°-110°	0.0	0.0
110°-120°	0.0	0.0
120°-130°	0.0	0.0
130°-140°	0.0	0.0
140°-150°	0.0	0.0
150°-160°	0.0	0.0
160°-170°	0.0	0.0
170°-180°	0.0	0.0
0°-90°	14875.2	100.0
0°-180°	14875.2	100.0



REPORT NUMBER: P868660

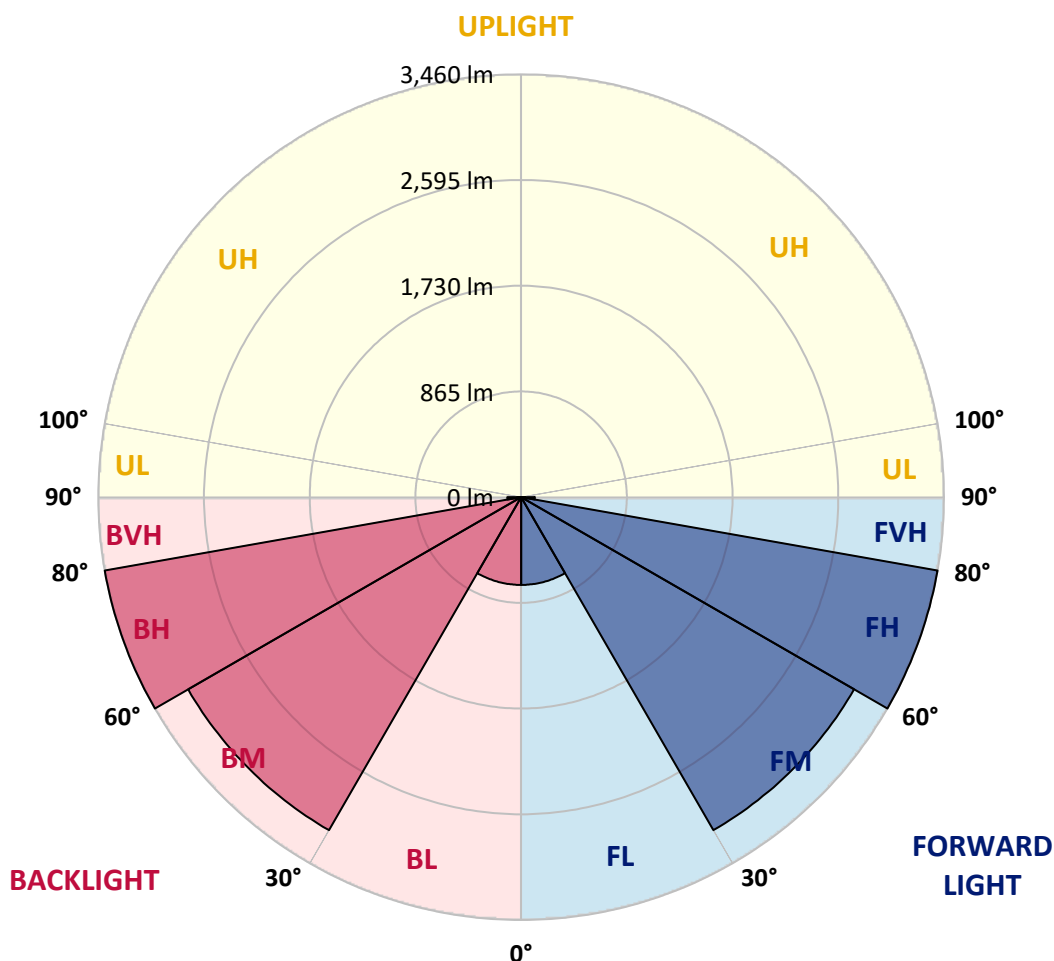
CATALOG NUMBER: EMM2-HTN-SA3A-722-U-T5R

**LUMINAIRE CLASSIFICATION SYSTEM LUMEN TABLE AND BUG RATING:**

Zone	Lumens	% Fixture	Zone Rating/Lumen Limit		
			B	U	G
FL (0°-30°)	718.2	4.8			
FM (30°-60°)	3146.5	21.2			
FH (60°-80°)	3460.2	23.3			G2/5000
FVH (80°-90°)	112.7	0.8			G2/225
BL (0°-30°)	718.2	4.8	B2/1000		
BM (30°-60°)	3146.5	21.2	B3/5000		
BH (60°-80°)	3460.2	23.3	B4/5000		G2/5000
BVH (80°-90°)	112.7	0.8			G2/225
UL (90°-100°)	0.0	0.0		U0/0	
UH (100°-180°)	0.0	0.0		U0/0	

**BUG Rating: B4-U0-G2**

Type V Short





REPORT NUMBER: P868660  
 CATALOG NUMBER: EMM2-HTN-SA3A-722-U-T5R

**CANDELA DISTRIBUTION (FULL):**

	0°	5°	15°	25°	35°	45°	55°	65°	75°	85°	90°
0°	1401.2	1401.2	1401.2	1401.2	1401.2	1401.2	1401.2	1401.2	1401.2	1401.2	1401.2
2.5°	1409.9	1407.0	1404.1	1404.1	1401.2	1404.1	1401.2	1404.1	1401.2	1401.2	1401.2
5°	1418.6	1415.7	1415.7	1415.7	1412.8	1412.8	1412.8	1412.8	1409.9	1407.0	1409.9
7.5°	1427.3	1427.3	1424.4	1430.2	1427.3	1430.2	1430.2	1433.1	1427.3	1424.4	1427.3
10°	1450.4	1450.4	1450.4	1456.2	1456.2	1464.9	1464.9	1467.8	1464.9	1459.1	1459.1
12.5°	1499.6	1496.7	1496.7	1496.7	1502.5	1508.3	1514.1	1514.1	1511.2	1502.5	1502.5
15°	1554.6	1560.4	1554.6	1551.8	1554.6	1560.4	1566.2	1566.2	1563.3	1560.4	1560.4
17.5°	1621.2	1624.1	1618.3	1612.6	1612.6	1621.2	1624.1	1624.1	1621.2	1615.4	1615.4
20°	1679.1	1682.0	1682.0	1679.1	1682.0	1687.8	1690.7	1693.6	1684.9	1676.2	1676.2
22.5°	1728.4	1731.2	1737.0	1748.6	1760.2	1766.0	1763.1	1763.1	1748.6	1739.9	1737.0
25°	1789.1	1797.8	1809.4	1823.9	1844.2	1858.6	1852.8	1841.3	1829.7	1812.3	1809.4
27.5°	1907.8	1907.8	1896.3	1902.1	1925.2	1939.7	1933.9	1925.2	1902.1	1890.5	1887.6
30°	2000.5	2000.5	2000.5	1994.7	2009.2	2026.5	2020.8	2006.3	1994.7	1988.9	1988.9
32.5°	2090.2	2084.4	2093.1	2104.7	2110.5	2116.3	2116.3	2104.7	2084.4	2075.8	2075.8
35°	2174.2	2180.0	2188.7	2206.0	2220.5	2211.8	2197.4	2188.7	2168.4	2151.0	2151.0
37.5°	2255.3	2261.0	2269.7	2295.8	2318.9	2316.1	2298.7	2275.5	2249.5	2235.0	2226.3
40°	2313.2	2316.1	2339.2	2379.7	2411.6	2423.2	2408.7	2376.8	2336.3	2307.4	2310.3
42.5°	2382.6	2388.4	2426.1	2484.0	2530.3	2547.7	2527.4	2484.0	2426.1	2388.4	2388.4
45°	2484.0	2486.9	2536.1	2608.5	2669.2	2698.2	2669.2	2608.5	2533.2	2495.5	2492.6
47.5°	2585.3	2594.0	2649.0	2735.8	2825.6	2860.3	2828.5	2750.3	2660.6	2614.2	2608.5
50°	2701.1	2706.9	2773.5	2892.2	2993.5	3039.8	2999.3	2900.9	2802.4	2744.5	2747.4
52.5°	2814.0	2831.4	2921.1	3045.6	3167.2	3219.3	3161.4	3054.3	2950.1	2895.1	2892.2
55°	2981.9	3002.2	3080.3	3219.3	3346.7	3404.6	3349.6	3230.9	3118.0	3057.2	3045.6
57.5°	3193.3	3204.8	3274.3	3416.2	3523.3	3578.3	3546.5	3436.4	3329.3	3254.1	3239.6
60°	3433.5	3445.1	3500.1	3644.9	3731.7	3772.3	3760.7	3697.0	3624.6	3589.9	3581.2
62.5°	3775.2	3778.1	3807.0	3891.0	3977.8	3995.2	3966.2	3951.8	3974.9	3937.3	3946.0
65°	4166.0	4166.0	4157.3	4168.9	4235.5	4215.2	4194.9	4258.6	4247.1	4183.4	4171.8
67.5°	4241.3	4258.6	4293.4	4319.4	4380.2	4342.6	4368.7	4380.2	4307.9	4250.0	4241.3
70°	3795.4	3815.7	4009.7	4128.4	4313.6	4348.4	4264.4	4221.0	4139.9	4032.8	4003.9
72.5°	2588.2	2689.5	3248.3	3630.4	3914.1	3957.6	3911.2	3856.2	3694.1	3610.1	3552.2
75°	2067.1	2122.1	2620.0	2996.4	3164.3	3161.4	2976.1	2915.3	2787.9	2776.4	2787.9
77.5°	1262.2	1273.8	1763.1	2058.4	2078.7	2067.1	1991.8	1945.5	1962.9	1876.0	1890.5
80°	385.0	419.8	665.9	1004.6	1079.9	1045.1	1030.6	1048.0	1065.4	1091.4	1132.0
82.5°	78.2	98.4	133.2	289.5	330.0	327.1	324.2	359.0	390.8	405.3	492.2
85°	8.7	8.7	11.6	23.2	49.2	78.2	81.1	72.4	110.0	107.1	75.3
87.5°	2.9	2.9	2.9	2.9	2.9	5.8	5.8	5.8	5.8	5.8	5.8
90°	0.0	0.0	0.0	0.0	0.0	0.0	0.0	0.0	0.0	0.0	0.0

LM-79-2019: Approved Method: Electrical and Photometric Measurements of Solid-State Lighting Products

Report Prepared for

Cooper Lighting Solutions

Streetworks

Report Number: SP1-2407-157-2

Test Date: 08/07/2024

Luminaire Tested: MEM2-HTN-SA-40-722-U-5WQ-2

Data in this report applies to families of products including MEM2-HTN-SA-40-722-U-5WQ-2



**Test Information**

Test Method: LM-79-2019  
 Report Number: SP1-2407-157-2  
 Test Lab: COOPER LIGHTING SOLUTIONS  
 Photometer: SP1 - 76IN SPHERE  
 Measurement Geometry: 4π  
 Issue Date: 08/20/2024  
 Manufacturer: COOPER LIGHTING SOLUTIONS  
 Product Line: Streetworks  
 Catalog Number: **MEM2-HTN-SA-40-722-U-5WQ-2**  
 Description: Epic Modern Light Square 40W 5WQ Optic and Flare Trim

**Spectral Parameters**

CCT (K): 2253  
 CIE u': 0.2868  
 CIE v': 0.5332  
 Duv: -0.0014  
 CIE x: 0.4974  
 CIE y: 0.4110  
 CIE z: 0.0915  
 Peak Wavelength (nm): 603  
 Dominant Wavelength (nm): 587  
 Purity: 72.69432  
 Rf: 76.9  
 Rg: 92.7

CRI (Ra):	70.6		
R1:	68.4	R9:	-36.0
R2:	88.7	R10:	78.2
R3:	85.4	R11:	61.0
R4:	63.5	R12:	74.2
R5:	69.0	R13:	72.8
R6:	88.9	R14:	92.2
R7:	68.5	R15:	58.0
R8:	32.0		



**Test Conditions**

Stabilization Time: 29M  
 Operation Time: 1H 29M  
 Sphere Temperature (°C): 24.1

REPORT NUMBER: SP1-2407-157-2

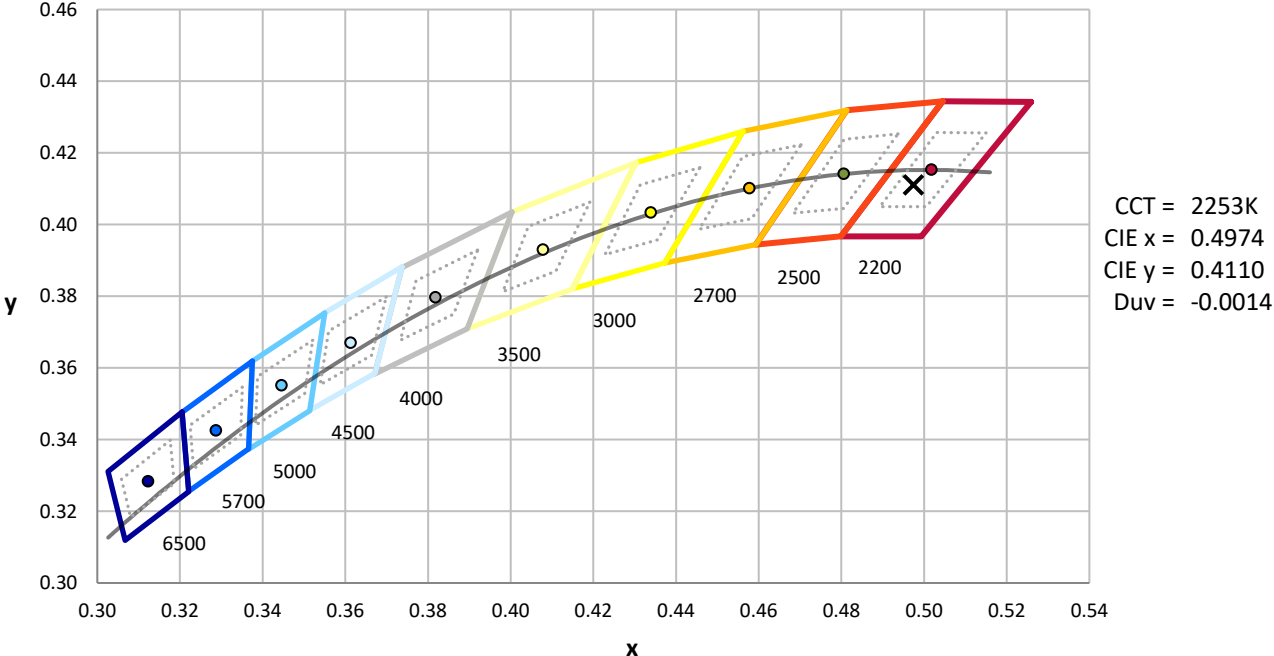
Measurement and Test Equipment			
Instrument	Identification Number	Calibration Date	Calibration Due Date
Photometer	IN0058	6/18/2024	12/18/2024
Power Meter	INXT2011004	2/8/2024	2/8/2025
AC Power Source	IN0063	10/24/2023	10/24/2024
DC Power Source	IN0208	10/24/2023	10/24/2024
Sphere Thermometer	IN0085	10/24/2023	10/24/2024
Room Thermometer	IN0046	10/24/2023	10/24/2024

REPORT NUMBER: SP1-2407-157-2

**CIE 1931 Chromaticity Diagram**



**CIE 1931 Chromaticity Diagram with 2017 ANSI 7-Step and 4-Step Quadrangles**



Point lies inside the ANSI 2200K 4-step quadrangle

REPORT NUMBER: SP1-2407-157-2

**Photopic Flux vs. Wavelength**



**Photopic Lumens: NR**

$\lambda$ (nm)	Power W <sup>^</sup> /nm	Lumens ( $\phi$ /nm)	$\lambda$ (nm)	Power W <sup>^</sup> /nm	Lumens ( $\phi$ /nm)	$\lambda$ (nm)	Power W <sup>^</sup> /nm	Lumens ( $\phi$ /nm)	$\lambda$ (nm)	Power W <sup>^</sup> /nm	Lumens ( $\phi$ /nm)	$\lambda$ (nm)	Power W <sup>^</sup> /nm	Lumens ( $\phi$ /nm)
360	0	NR	490	117	NR	620	896	NR	750	20	NR	880	0	NR
365	0	NR	495	137	NR	625	838	NR	755	17	NR	885	0	NR
370	0	NR	500	160	NR	630	774	NR	760	14	NR	890	0	NR
375	0	NR	505	183	NR	635	704	NR	765	12	NR	895	0	NR
380	0	NR	510	202	NR	640	635	NR	770	10	NR	900	0	NR
385	0	NR	515	219	NR	645	565	NR	775	9	NR	905	0	NR
390	0	NR	520	235	NR	650	501	NR	780	7	NR	910	0	NR
395	0	NR	525	249	NR	655	440	NR	785	6	NR	915	0	NR
400	0	NR	530	263	NR	660	383	NR	790	5	NR	920	0	NR
405	0	NR	535	281	NR	665	332	NR	795	5	NR	925	0	NR
410	1	NR	540	302	NR	670	286	NR	800	4	NR	930	0	NR
415	3	NR	545	331	NR	675	245	NR	805	3	NR	935	0	NR
420	6	NR	550	366	NR	680	210	NR	810	3	NR	940	0	NR
425	12	NR	555	411	NR	685	178	NR	815	3	NR	945	0	NR
430	21	NR	560	469	NR	690	152	NR	820	2	NR	950	0	NR
435	38	NR	565	536	NR	695	129	NR	825	2	NR	955	0	NR
440	66	NR	570	614	NR	700	109	NR	830	2	NR	960	0	NR
445	122	NR	575	701	NR	705	92	NR	835	1	NR	965	0	NR
450	215	NR	580	785	NR	710	77	NR	840	1	NR	970	0	NR
455	236	NR	585	863	NR	715	66	NR	845	1	NR	975	0	NR
460	170	NR	590	928	NR	720	55	NR	850	1	NR	980	0	NR
465	148	NR	595	971	NR	725	47	NR	855	1	NR	985	0	NR
470	132	NR	600	994	NR	730	40	NR	860	1	NR	990	0	NR
475	104	NR	605	996	NR	735	33	NR	865	1	NR	995	0	NR
480	97	NR	610	979	NR	740	28	NR	870	1	NR	1000	0	NR
485	105	NR	615	943	NR	745	24	NR	875	0	NR			

REPORT NUMBER: SP1-2407-157-2

Scotopic Flux vs. Wavelength



Scotopic Lumens: NR S/P: 0.96

λ (nm)	Power W <sup>^</sup> /nm	Lumens (φ/nm)	λ (nm)	Power W <sup>^</sup> /nm	Lumens (φ/nm)	λ (nm)	Power W <sup>^</sup> /nm	Lumens (φ/nm)	λ (nm)	Power W <sup>^</sup> /nm	Lumens (φ/nm)	λ (nm)	Power W <sup>^</sup> /nm	Lumens (φ/nm)
360	0	NR	490	117	NR	620	896	NR	750	20	NR	880	0	NR
365	0	NR	495	137	NR	625	838	NR	755	17	NR	885	0	NR
370	0	NR	500	160	NR	630	774	NR	760	14	NR	890	0	NR
375	0	NR	505	183	NR	635	704	NR	765	12	NR	895	0	NR
380	0	NR	510	202	NR	640	635	NR	770	10	NR	900	0	NR
385	0	NR	515	219	NR	645	565	NR	775	9	NR	905	0	NR
390	0	NR	520	235	NR	650	501	NR	780	7	NR	910	0	NR
395	0	NR	525	249	NR	655	440	NR	785	6	NR	915	0	NR
400	0	NR	530	263	NR	660	383	NR	790	5	NR	920	0	NR
405	0	NR	535	281	NR	665	332	NR	795	5	NR	925	0	NR
410	1	NR	540	302	NR	670	286	NR	800	4	NR	930	0	NR
415	3	NR	545	331	NR	675	245	NR	805	3	NR	935	0	NR
420	6	NR	550	366	NR	680	210	NR	810	3	NR	940	0	NR
425	12	NR	555	411	NR	685	178	NR	815	3	NR	945	0	NR
430	21	NR	560	469	NR	690	152	NR	820	2	NR	950	0	NR
435	38	NR	565	536	NR	695	129	NR	825	2	NR	955	0	NR
440	66	NR	570	614	NR	700	109	NR	830	2	NR	960	0	NR
445	122	NR	575	701	NR	705	92	NR	835	1	NR	965	0	NR
450	215	NR	580	785	NR	710	77	NR	840	1	NR	970	0	NR
455	236	NR	585	863	NR	715	66	NR	845	1	NR	975	0	NR
460	170	NR	590	928	NR	720	55	NR	850	1	NR	980	0	NR
465	148	NR	595	971	NR	725	47	NR	855	1	NR	985	0	NR
470	132	NR	600	994	NR	730	40	NR	860	1	NR	990	0	NR
475	104	NR	605	996	NR	735	33	NR	865	1	NR	995	0	NR
480	97	NR	610	979	NR	740	28	NR	870	1	NR	1000	0	NR
485	105	NR	615	943	NR	745	24	NR	875	0	NR			

REPORT NUMBER: SP1-2407-157-2

Melanopic Flux vs. Wavelength



Melanopic Lumens: NR

M/P: 1.71

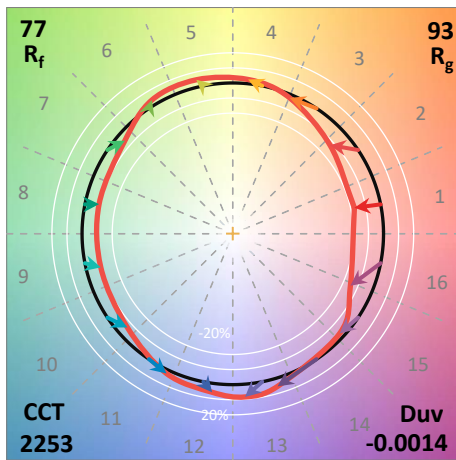
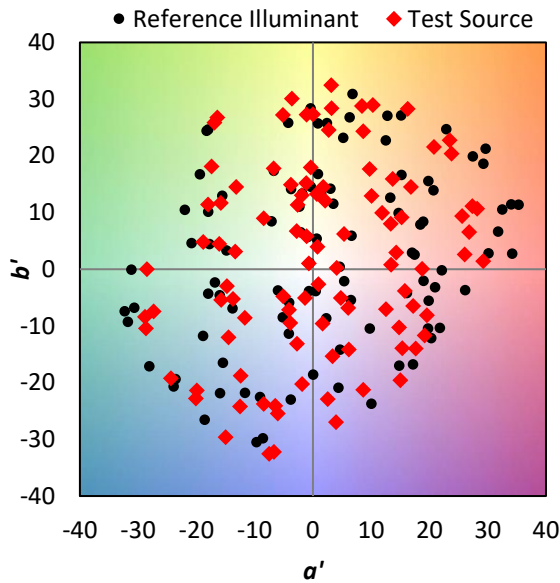
λ (nm)	Power W <sup>^</sup> /nm	Lumens (φ/nm)	λ (nm)	Power W <sup>^</sup> /nm	Lumens (φ/nm)	λ (nm)	Power W <sup>^</sup> /nm	Lumens (φ/nm)	λ (nm)	Power W <sup>^</sup> /nm	Lumens (φ/nm)	λ (nm)	Power W <sup>^</sup> /nm	Lumens (φ/nm)
360	0	NR	490	117	NR	620	896	NR	750	20	NR	880	0	NR
365	0	NR	495	137	NR	625	838	NR	755	17	NR	885	0	NR
370	0	NR	500	160	NR	630	774	NR	760	14	NR	890	0	NR
375	0	NR	505	183	NR	635	704	NR	765	12	NR	895	0	NR
380	0	NR	510	202	NR	640	635	NR	770	10	NR	900	0	NR
385	0	NR	515	219	NR	645	565	NR	775	9	NR	905	0	NR
390	0	NR	520	235	NR	650	501	NR	780	7	NR	910	0	NR
395	0	NR	525	249	NR	655	440	NR	785	6	NR	915	0	NR
400	0	NR	530	263	NR	660	383	NR	790	5	NR	920	0	NR
405	0	NR	535	281	NR	665	332	NR	795	5	NR	925	0	NR
410	1	NR	540	302	NR	670	286	NR	800	4	NR	930	0	NR
415	3	NR	545	331	NR	675	245	NR	805	3	NR	935	0	NR
420	6	NR	550	366	NR	680	210	NR	810	3	NR	940	0	NR
425	12	NR	555	411	NR	685	178	NR	815	3	NR	945	0	NR
430	21	NR	560	469	NR	690	152	NR	820	2	NR	950	0	NR
435	38	NR	565	536	NR	695	129	NR	825	2	NR	955	0	NR
440	66	NR	570	614	NR	700	109	NR	830	2	NR	960	0	NR
445	122	NR	575	701	NR	705	92	NR	835	1	NR	965	0	NR
450	215	NR	580	785	NR	710	77	NR	840	1	NR	970	0	NR
455	236	NR	585	863	NR	715	66	NR	845	1	NR	975	0	NR
460	170	NR	590	928	NR	720	55	NR	850	1	NR	980	0	NR
465	148	NR	595	971	NR	725	47	NR	855	1	NR	985	0	NR
470	132	NR	600	994	NR	730	40	NR	860	1	NR	990	0	NR
475	104	NR	605	996	NR	735	33	NR	865	1	NR	995	0	NR
480	97	NR	610	979	NR	740	28	NR	870	1	NR	1000	0	NR
485	105	NR	615	943	NR	745	24	NR	875	0	NR			

**Summary**

$R_f = 76.9$   
 $R_g = 92.7$   
 $CIE R_a = 70.6$   
 $R_g = -36.0$

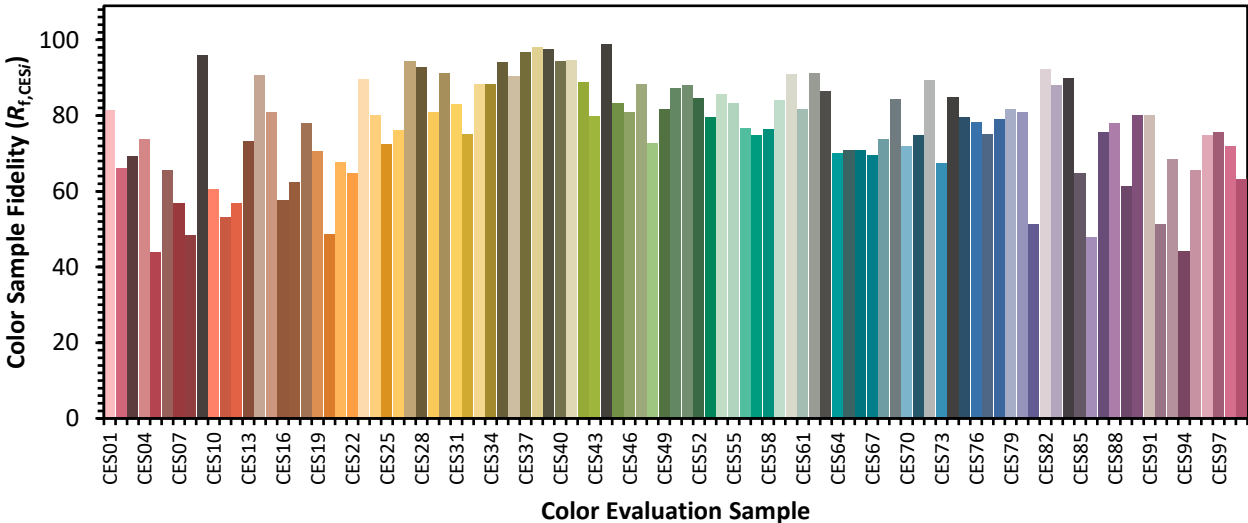


**Color Vector Graphics**



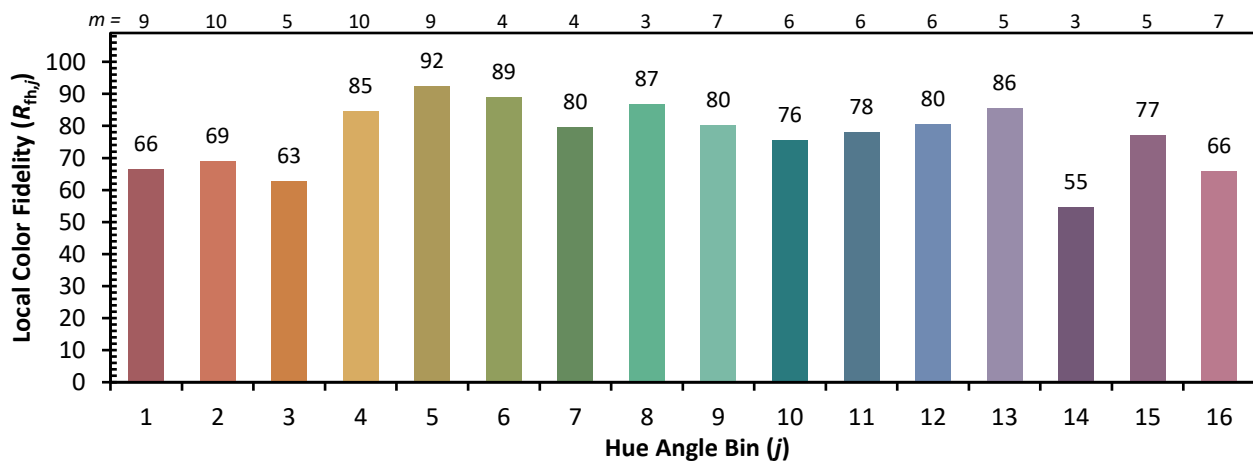
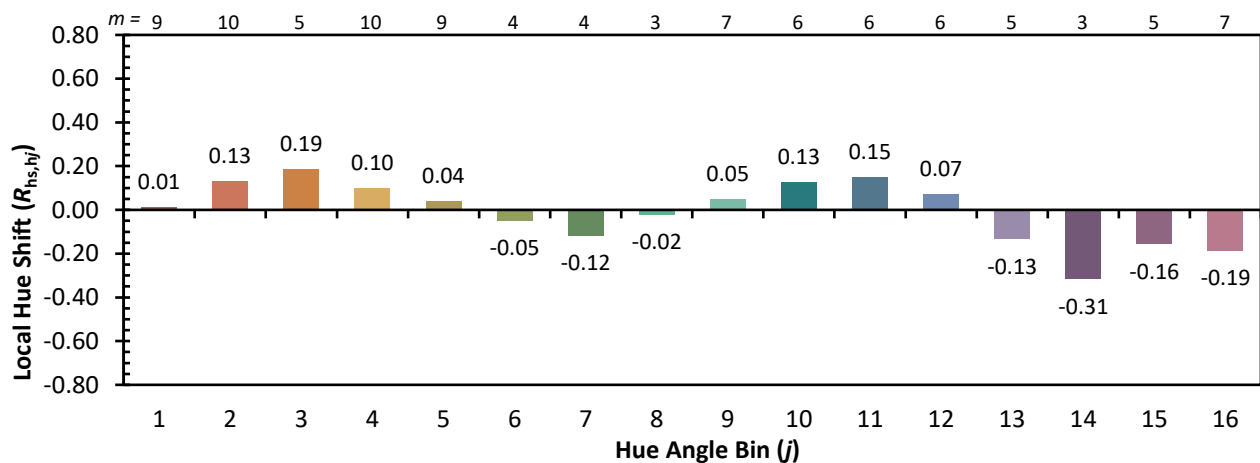
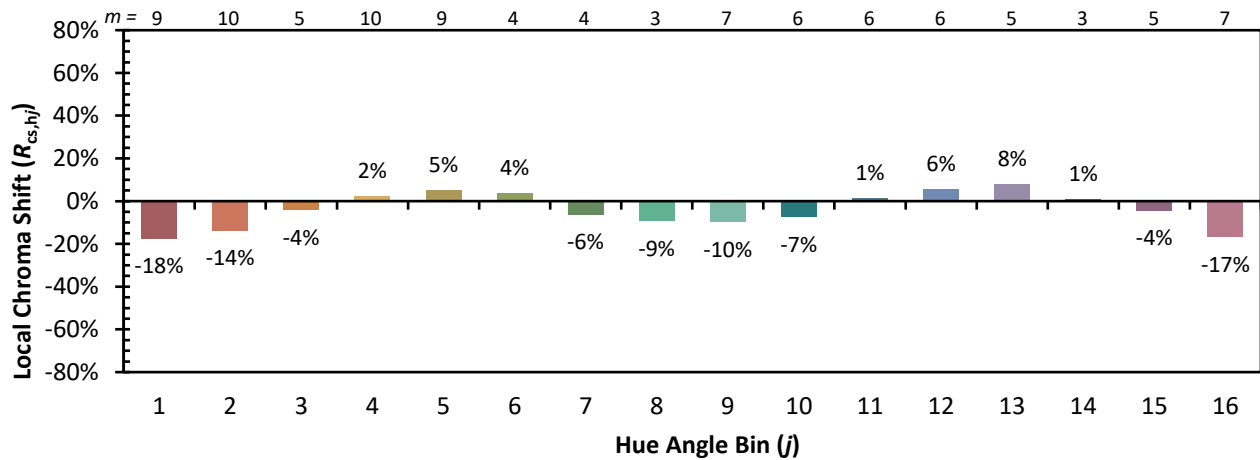
**Individual Sample Fidelity Index ( $R_{f,i}$ )**

CES01 = 87	CES26 = 76	CES51 = 88	CES76 = 78
CES02 = 65	CES27 = 94	CES52 = 85	CES77 = 75
CES03 = 32	CES28 = 93	CES53 = 80	CES78 = 79
CES04 = 72	CES29 = 81	CES54 = 86	CES79 = 82
CES05 = 51	CES30 = 91	CES55 = 83	CES80 = 81
CES06 = 52	CES31 = 83	CES56 = 77	CES81 = 51
CES07 = 44	CES32 = 75	CES57 = 75	CES82 = 92
CES08 = 42	CES33 = 88	CES58 = 76	CES83 = 88
CES09 = 29	CES34 = 88	CES59 = 84	CES84 = 90
CES10 = 79	CES35 = 94	CES60 = 91	CES85 = 65
CES11 = 62	CES36 = 90	CES61 = 82	CES86 = 48
CES12 = 68	CES37 = 97	CES62 = 91	CES87 = 76
CES13 = 45	CES38 = 98	CES63 = 86	CES88 = 78
CES14 = 75	CES39 = 97	CES64 = 70	CES89 = 61
CES15 = 72	CES40 = 94	CES65 = 71	CES90 = 80
CES16 = 48	CES41 = 95	CES66 = 71	CES91 = 80
CES17 = 51	CES42 = 89	CES67 = 70	CES92 = 51
CES18 = 57	CES43 = 80	CES68 = 74	CES93 = 68
CES19 = 74	CES44 = 99	CES69 = 84	CES94 = 44
CES20 = 68	CES45 = 83	CES70 = 72	CES95 = 66
CES21 = 88	CES46 = 81	CES71 = 75	CES96 = 75
CES22 = 81	CES47 = 88	CES72 = 89	CES97 = 76
CES23 = 92	CES48 = 73	CES73 = 68	CES98 = 72
CES24 = 92	CES49 = 82	CES74 = 85	CES99 = 63
CES25 = 73	CES50 = 87	CES75 = 80	





Color Rendition by Hue-Angle Bin



Measure Comparisons



(END OF REPORT)